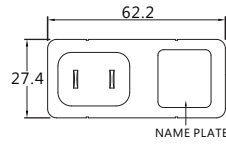


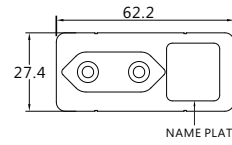
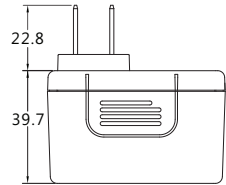


FIG 1: American

FIG 2: European



NAME PLATE



NAME PLATE

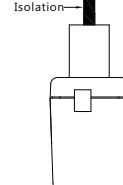
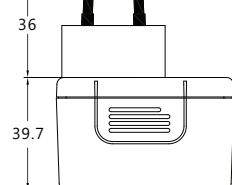


FIG 1: American

FIG 2: European

■ Safety agency approvals:



■ Specifications:

Model No.	GMPU12
AC input range	100~240VAC; 47~63Hz; 0.4~0.2A
Leakage current	0.1mA Max.@ 240VAC/50Hz
Operating temperature	-20°C to ~+70°C (safety approval 0°C to 40°C, >40°C please contact the sales request derating curve.)
Withstand voltage	5656VDC from input to output
EMC	(A)CE: EN60601-1-2 (B)FCC Part 15 / Part 18 Subpart B
Safety	(A)UL/cUL (B)TUV/GS (C)TUV/PSE (D)CB(IEC60950-1)
Warranty	2 years

■ X= U: (American type FIG 1) or E: (European type FIG 2)

Model name	Output Voltage(VDC)	Output Current(A)	Max.Output power(W)	Ripple.(mV) max.	Line Regulation(%)	Load Regulation(%)	Avg.Eff.(%) DoE(VI)_CoC(5)	No load Power Consumption(W)	Measured at the output of
GMPU12X-1	5~6	2.40~2.00	12	100	±1	±5	>79.94	<0.1	5
GMPU12X-1-1	6~8	2.00~1.50	12	100	±1	±5	>83.10	<0.1	7.5
GMPU12X-2	8~11	1.50~1.09	12	100	±1	±4	>83.10	<0.1	9
GMPU12X-3	11~13	1.09~0.92	12	100	±1	±3	>83.10	<0.1	12
GMPU12X-4	13~16	0.92~0.75	12	100	±1	±3	>83.10	<0.1	15
GMPU12X-5	16~21	0.75~0.57	12	100	±1	±3	>83.10	<0.1	18
GMPU12X-6	21~27	0.57~0.44	12	100	±1	±2	>83.10	<0.1	24
GMPU12X-7	27~33	0.44~0.36	12	100	±1	±2	>83.10	<0.1	28
GMPU12X-8	33~48	0.36~0.25	12	100	±1	±2	>83.10	<0.1	48

Note:

1.Weight: Approx 80~100gs

2.Optional output connectors (See appendix A)

3.Avg. Eff.(%): Averages the efficiency at 25, 50, 75, and 100 % of max. rated output current.

4.Standard Output cable: **5~8V**: UL2468, 18AWG, 1M; **8~11V**: UL2468, 22AWG, 4FT; **11~48V**: UL2468, 24AWG, 6FT