



FIG 1: American

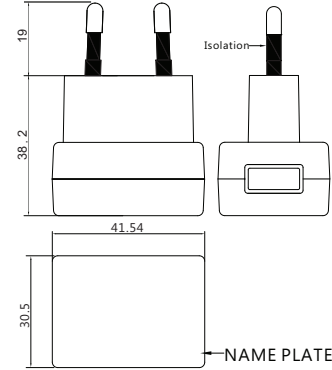
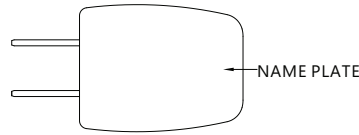


FIG 2: European



FIG 2: European

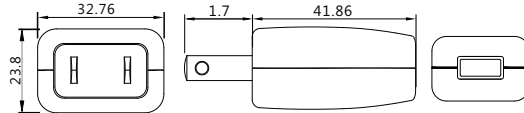



FIG 1: American

■ Safety agency approvals:



■ Specifications:

Model No.	APSU06
AC input range	100~240VAC; 47~63Hz; 0.2A
Leakage current	0.25mA Max. @ 240VAC/50Hz
Operating temperature	-20°C to ~+70°C (safety approval 0°C to 40°C, >40°C please contact the sales request derating curve.)
Withstand voltage	4242VDC from input to output
EMC	(A) CE EN 55032, EN 55024 (B) FCC 47 CFR Part 15 Subpart B
Safety	(A) UL/cUL (B) TUV/GS (C) TUV/PSE (D) CB
Warranty	1 year

■ **X= U:** (American type FIG 1) or **E:** (European type FIG 2)

Model name	Output Voltage(VDC)	Output Current(A)	Max. Output power(W)	Ripple.(mV) max.	Line Regulation(%)	Load Regulation(%)	Avg.Eff.(%) DoE(VI)_CoC(5)	No load Power Consumption(W)	Measured at the output of
APSU06X-0	3~5	1.33~0.80	4	50	±1	±7	>71.9	<0.1	3.3
APSU06X-1	5~6	1.20~0.80	6	50	±1	±5	>75.0	<0.1	5
APSU06X-1-1	6~8	1.00~0.75	6	80	±1	±5	>78.88	<0.1	7.5
APSU06X-2	8~11	0.75~0.54	6	80	±1	±5	>78.88	<0.1	9
APSU06X-3	11~13	0.54~0.46	6	100	±1	±3	>78.88	<0.1	12
APSU06X-4	13~16	0.46~0.37	6	120	±1	±3	>78.88	<0.1	15
APSU06X-5	16~21	0.37~0.28	6	150	±1	±3	>78.88	<0.1	18
APSU06X-6	21~27	0.28~0.20	6	180	±1	±2	>78.88	<0.1	24
APSU06X-7	27~33	0.20~0.18	6	200	±1	±2	>78.88	<0.1	28
APSU06X-8	33~58	0.18~0.12	6	200	±1	±2	>78.88	<0.1	48

Note:

- 1.Weight: Approx 70~100gs
- 2.Optional output connectors (See appendix A)
- 3.Avg. Eff.(%): Averages the efficiency at 25, 50, 75, and 100 % of max. rated output current.
- 4.Standard Output cable: **3~11V:** UL2468, 20AWG, 4FT ; **11~58V:** UL2468, 24AWG, 6FT